

HARVEY
BUILDING PRODUCTS

Tribute®

Premium Replacement and New Construction Double Hung Windows





Available for replacement or new construction applications, Tribute® incorporates all the valuable qualities of Harvey vinyl windows and adds enhancements like standard ENERGY STAR glazing for outstanding thermal performance, a revolutionary dual-acting lock/tilt latch for increased convenience. For the ultimate in energy efficiency, add our optional High Performance Package with triple glazing.

Appearance

- Standard integral handle on top sash
- Attractive, low profile locks
- Contoured sash and glazing bead provide a sleek, sophisticated design that emulates the traditional lines of a well-crafted wood window
- Streamlined bottom sash with optional integral or applied lift handles in white at no extra charge
- Available with BetterGrain® premium wood grain interior finish
- All Tribute double hung windows include Harvey Virtually Invisible Enhanced Window Screen (VIEWS) half screen

Performance

- Standard ENERGY STAR® glazing surpasses ENERGY STAR qualifications with Double Low-E/Argon and warm edge spacer system
- Anti-theft ventilation limit latches for security while ventilating
- Dual action low profile sash lock with integrated tilt/wash feature eliminates the need for separate tilt latches

High Performance Glazing Option

Our most energy efficient glazing package incorporates foam-filled chambers and three panes of glass sealed with a warm edge spacer system for added performance and durability. Two panes of glass utilize Low-E coating, and both airspace contain Krypton gas for superior energy savings.




Exterior Finishes



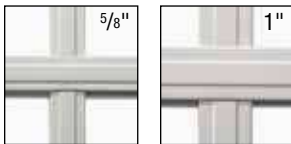
BetterGrain™ Interior Finishes

BetterGrain interior will not have limit latches.



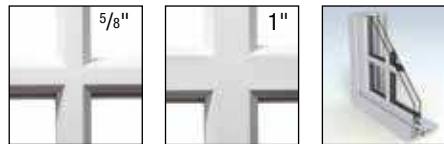
Grids

Contoured GBG (Grids Between Glass)



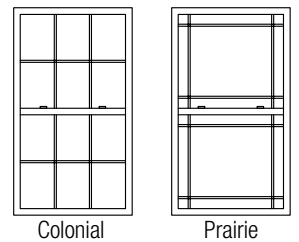
Color-matched grids are positioned between the two pieces of glass, allowing for easy cleaning.

Simulated Divided Lites (SDL)



For an even more dramatic and upscale look, choose the SDL grid system. SDL utilizes a pewter in-glass grid with vinyl grids applied on both the interior and exterior.

Grid Configurations



Custom configurations available

Interior Trim Kits

Harvey interior trim kits provide quality workmanship and a precision fit. Kits are available in seven different popular profiles in either clear or primed pine.



Colonial

Windsor

Note: Interior trim and exterior casing available for new construction styles only. Other trim and casing styles available. Ask your contractor for details.

Exterior Casing

To enhance the beauty of your Tribute window, Harvey also offers maintenance-free vinyl exterior casing for new construction applications. The factory-applied casing with fusion-welded corners eliminates the need for exterior caulking and produces a clean, upscale look.



3" flat with sill nose

908 with sill nose

Locks & Lifts

Tribute features a low profile sash lock to complement its sleek design. For added convenience when operating the window, optional integral or applied white lift handles are available on the lower sash at no extra charge.



Low-profile Sash Lock (White is standard)

Integral Lift Handle (White only)



Due to printing limitations, finishes and colors shown for representation only.

Thermal Performance (Tribute Double Hung)

For the most up to date structural and thermal performance values, as well as other product specifications, visit harveybp.com.

| Glazing | U-Factor | SHGC | Visible Light Transmittance | ENERGY STAR Compliance |
|------------------------------|----------|------|-----------------------------|------------------------|
| High Performance Pkg | 0.17 | 0.24 | 0.44 | N, NC, SC, S |
| Standard Double Low-E/Argon* | 0.25 | 0.29 | 0.52 | N, NC |

*Surpasses ENERGY STAR requirements

ENERGY STAR: This package includes everything that is needed for a product to meet ENERGY STAR requirements. Glazing, gas, glass thickness, etc. will vary by window and usually includes Low-E coating and Argon gas. This glazing package does qualify for ENERGY STAR.

U-factor measures the rate of non-solar heat transfer from one side of the window to the other. Heat transfer implies both heat loss out of a living space during cold weather and non-solar heat gain during hot summer months. The lower the U-factor, the better the performance.

Solar Heat Gain Coefficient (SHGC) measures how well a product blocks heat from the sun. The lower the SHGC, the better a product is at blocking unwanted heat gain.

Visible Transmittance (VT) measures how much light comes through a product. The higher the VT, the more light that comes through.

High Performance Package This package is available on our premium Tribute windows as well as select accessory windows. It incorporates triple glazing and Krypton gas for maximum energy efficiency. This glazing package exceeds ENERGY STAR requirements.



About Harvey Building Products

Harvey has built a solid reputation as a leading manufacturer and distributor of quality building products. A privately owned and operated business with over 50 years' experience, Harvey Building Products is known for outstanding craftsmanship and superior service as well as standing behind every product we make. In addition to manufacturing durable, attractive windows, doors and porch enclosures, Harvey distributes a full line of highly respected building products to professional contractors and builders throughout the Northeast.

We understand what it takes to be part of your home.®



Harvey Building Products
1400 Main Street
Waltham, MA 02451-1623 USA
800-9HARVEY (800-942-7839)



Information about Harvey Building Products and our products and services can be found at harveybp.com.

All representations of colors and/or finishes in this brochure are mechanically reproduced and may vary from the actual product.

Follow us:    

